

ROWAN



KAFFE FASSETT KNIT ALONG 2017

Week 1 - Tumbling Blocks

KAK17-00001

v.1







KAFFE FASSETT

KNIT ALONG 2017

Week 1 - Tumbling Blocks

Craft 

Skill Level 

KAK17-00001 

v.1

[Click the image for a full screen, printable version](#)

YARN

Pure Wool Superwash Worsted

- A Soft Cream 102
- B Moonstone 112
- C Charcoal Grey 155

[More Yarn
Information](#)

on knitrowan.com

NEEDLES

1 pair 4½mm (no 7) (US 7) needles

TENSION

20 sts and 25 rows to 10 cm measured over patterned stocking stitch using 4½mm (US 7) needles.

FINISHED SIZE

Square measures approx 30 cm x 24 cm

Tumbling Blocks Square [makes 24 squares]

Using 4½mm (US 7) needles and yarn A cast on 60 sts.


Beginning at bottom right hand corner, joining in and breaking off colours as required and using the **intarsia** technique as described on the information page, work in patt from chart, which is worked entirely in st st beg with a K row until chart row 60 has been completed, ending with RS facing for next row.

Cast off.

We suggest working a minimum of 4 squares in the first week, leaving 20 squares to work over the following 14 weeks as you choose. In each of the following weeks there will be two additional squares to be completed.

[Information
Pages](#)

Stage 1 - Tumbling Blocks



Key

- A
- B
- ⊠ C

[Click the image for a full screen, printable version](#)