

ROWAN



LISA RICHARDSON CROCHET ALONG 2017 FELTED TWEED BLANKET

Release 10 - Twisted Tunnels Panels

CAL17-00010

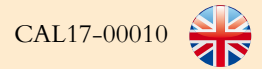
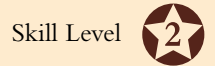
v.1





LISA RICHARDSON CROCHET ALONG 2017 FELTED TWEED BLANKET

Release 10 - Twisted Tunnels Panels



v.1

YARN

Felted Tweed

A Bilberry 151
C Ginger 154
K Boulder 195

**More Yarn
Information**

on knitrowan.com

CROCHET HOOK

3.50mm (no 9) (US E4) crochet hook
One 15mm knitting needle (optional)

CROCHET ABBREVIATIONS

ch = chain; **dc** = double crochet; **ss** = slip stitch; **ttr** = triple treble; **yoh** = yarn over hook.

TWISTED TUNNEL PANELS

Panels of Twisted Tunnel patt are now added to the central section at each short edge.

LOWER PANEL

With RS facing, using 3.50mm (US E4) crochet hook, attach yarn C to corner of interlocking diamond panel at lower edge of central section and work 188 dc (26 across each row-end edge of interlocking diamond panels, 26 across each motif and 1 dc into each ss seam).

Break yarn and fasten off.

With RS facing, join in yarn A.

Row 1 (RS): 1 ch (does NOT count as st), 1 dc into each dc to end, turn. 188 sts.

Now work in twisted tunnel patt as follows:

Row 2: 1 ch (does NOT count as st), 1 dc into each dc to end, turn.

Row 3: *1 ch, draw loop on hook up to approx height of a ttr, keeping loop on hook and not allowing it to change size through yarn slippage, insert hook into next st, yoh and draw loop through, rep from * to end keeping all lace loops on hook. (**Hint:** slip some sts off handle end of hook if they become too numerous.) At end of row, remove all except last lace loop from hook, yoh, draw loop through, turn.

Row 4: *Always inserting hook through next 4 lace loops together work 4 dc, rep from * to end, turn. (**Hint:** Slip lace loops of row 3

onto the 15mm needle to hold all loops at same size.)

The last 3 rows form patt. Rep rows 2 to 4 a further 4 times, then row 2 once more.

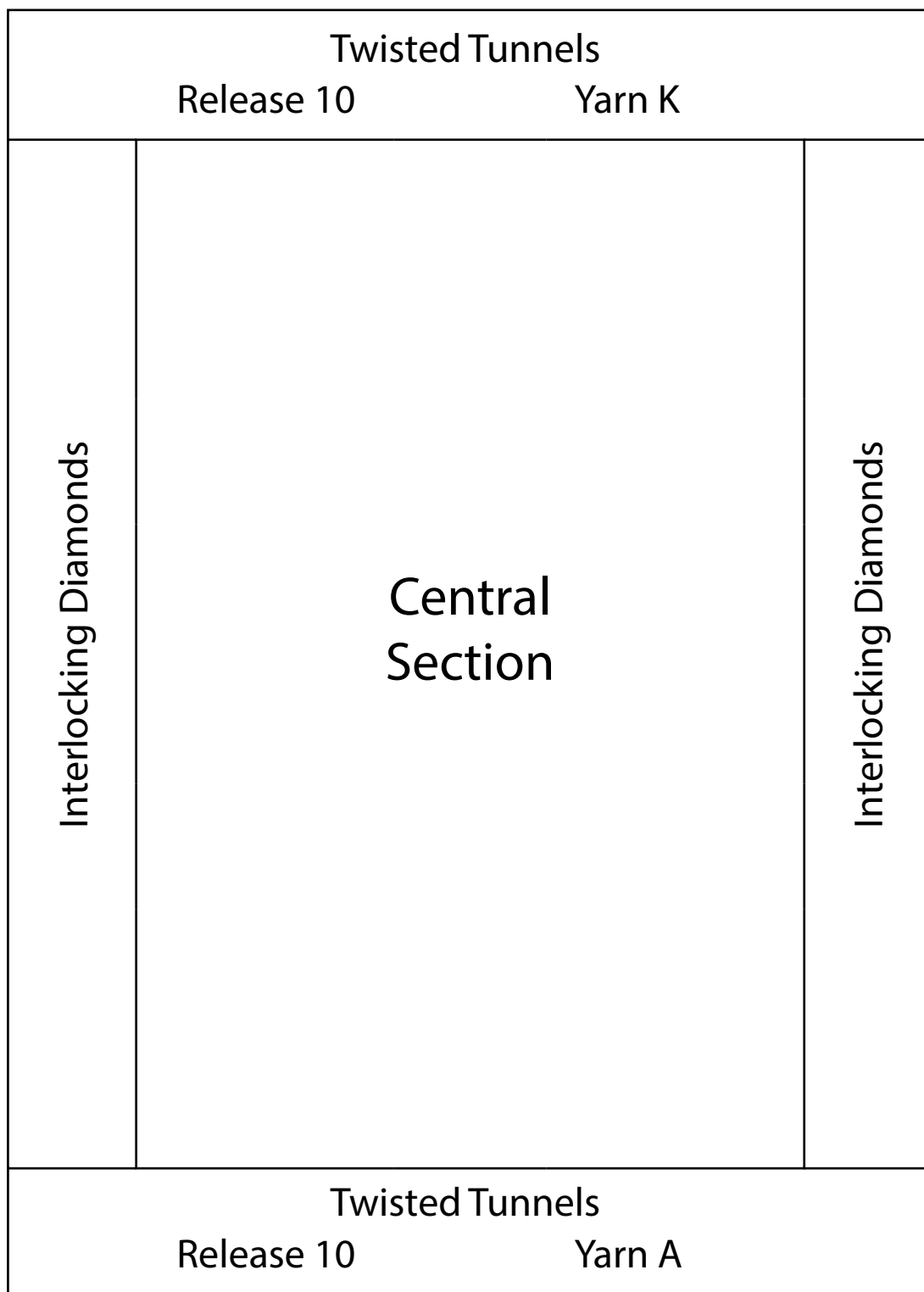
Break yarn and fasten off.

UPPER PANEL

Using yarn K, work across top of central section and row-ends of interlocking diamonds panels in the same way.

The main section is now complete – central section, with interlocking diamond panels at each side and twisted tunnel panels at top and bottom ends.

ABBREV.	UK	(US)
dc (sc)	double crochet	(single crochet)
htr (hdc)	half treble	(half double crochet)
tr (dc)	treble	(double crochet)
dtr (tr)	double treble	(treble)



Information Pages